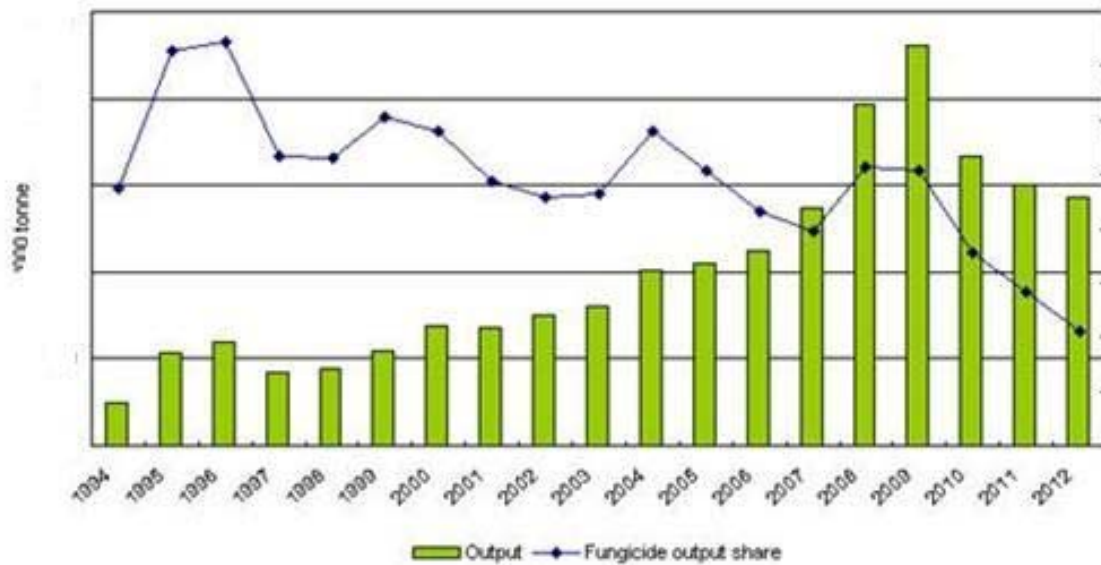


Note: Key data/information in this sample page is hidden, while in the report it is not.

1.2 Overview of China's Fungicide Industry

Figure Output of fungicides and its output share in total pesticide output in China, 1994-2012



Source: National Bureau of Statistics of China and CCM

3 Registration Situation of Chlorothalonil in China

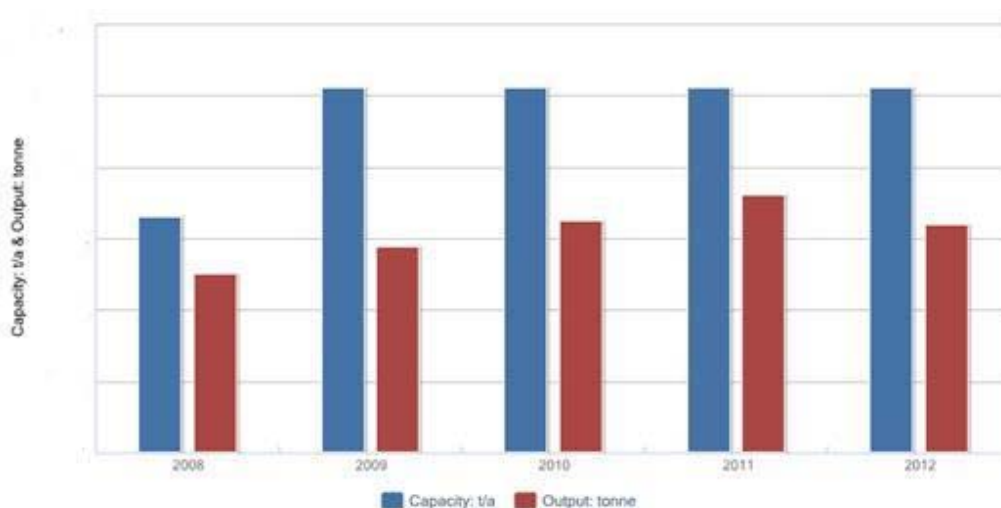
Table Valid registrations of chlorothalonil in China, as of March 2013

Effective year	Technical	Formulations		Total
		Single formulations	Mixed formulations	
2008	■	■	■	■
2009	■	■	■	■
2010	■	■	■	■
2011	■	■	■	■
2012	■	■	■	■
2013	■	■	■	■
Total	■	■	■	■

Source: ICAMA

4.1 Summary of Chlorothalonil Technical Production

Figure Capacity and output of chlorothalonil technical in China, 2008-2012



Source: CCM

4.2 Key Chlorothalonil Technical Manufacturers

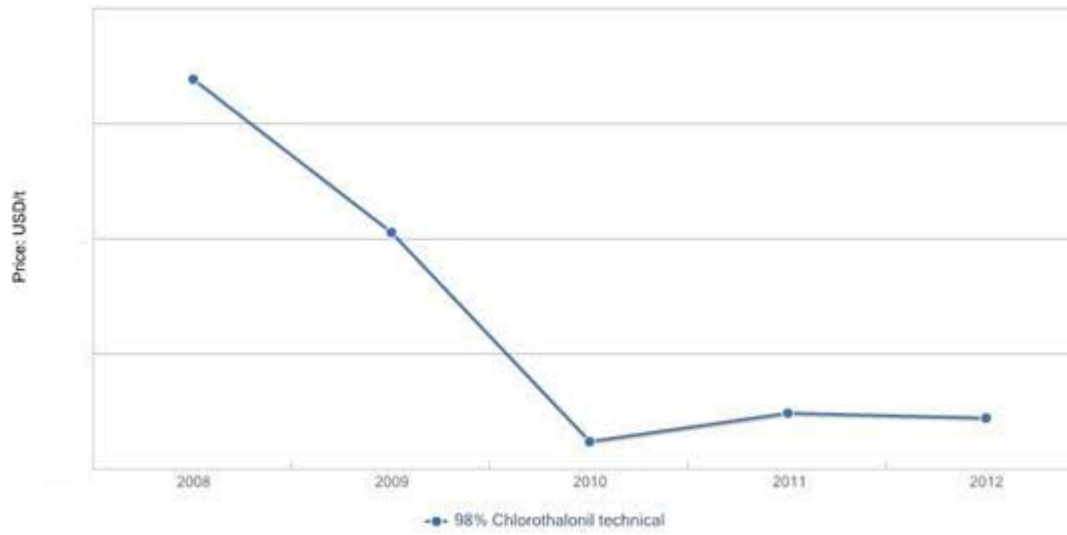
Table Capacity and output of main chlorothalonil technical producers in China, 2008-2012, capacity: t/a, output: tonne

No.	Enterprise	2012		2011		2010		2009		2008	
		Capacity	Output	Capacity	Output	Capacity	Output	Capacity	Output	Capacity	Output
1	Jiangyin Suli Fine Chemical Co., Ltd.	■	■	■	■	■	■	■	■	■	■
2	Jiangsu Xinhe Agrochemical Co., Ltd.	■	■	■	■	■	■	■	■	■	■
3	Shandong Dacheng Pesticide Co., Ltd.	■	■	■	■	■	■	■	■	■	■
4	Limin Chemical Co., Ltd.	■	■	■	■	■	■	■	■	■	■
5	Jiangsu Weunite Fine Chemical Co., Ltd.	■	■	■	■	■	■	■	■	■	■
6	Hunan Nantian Industry Stock Co., Ltd.	■	■	■	■	■	■	■	■	■	■
7	Qinnong Chemtech (Shanghai) Co., Ltd.	■	■	■	■	■	■	■	■	■	■
8	Yunnan Tianfeng Pesticide Co., Ltd.	■	■	■	■	■	■	■	■	■	■

Source: CCM

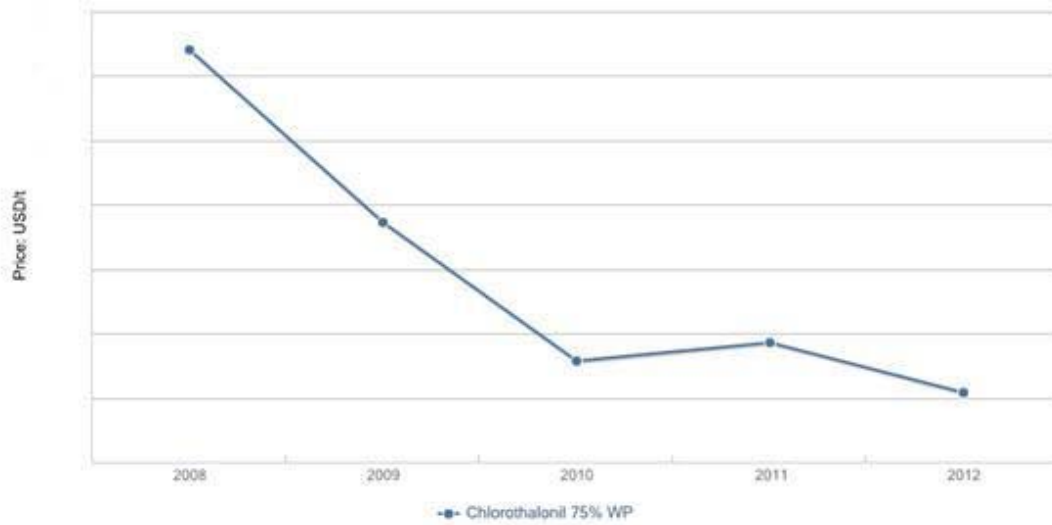
5.2 Pricing of Chlorothalonil

Figure Ex-works price of chlorothalonil technical in China, 2008-2012



Source: CCM

Figure Ex-works price of chlorothalonil formulations in China, 2008-2012



Source: CCM